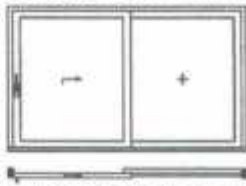
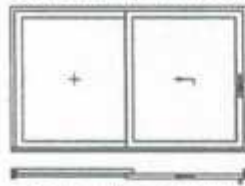


Schema A, DIN links



1 Hebe-Schiebeflügel, 1 Festverglasung

Schema A, DIN rechts



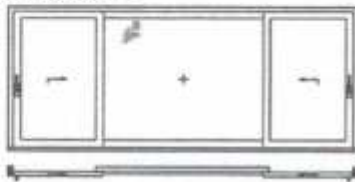
1 Festverglasung, 1 Hebe-Schiebeflügel

Schema D



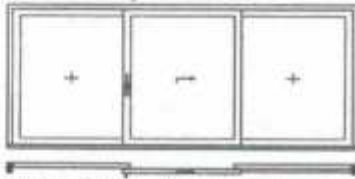
2 Hebe-Schiebeflügel

Schema K



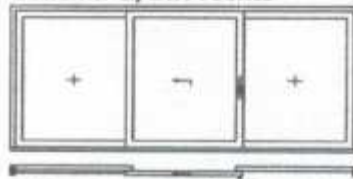
2 Hebe-Schiebeflügel, 1 Festverglasung

Schema G, DIN links



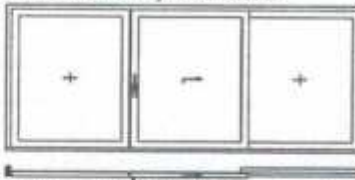
1 Hebe-Schiebeflügel, 2 Festverglasungen

Schema G, DIN rechts



1 Hebe-Schiebeflügel, 2 Festverglasungen

Schema G-A, DIN links



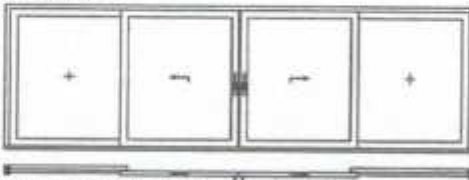
1 Hebe-Schiebeflügel, 2 Festverglasungen

Schema G-A, DIN rechts



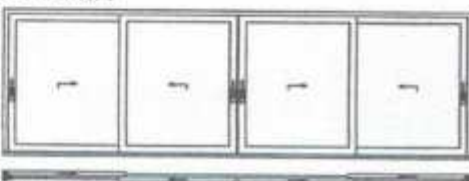
1 Hebe-Schiebeflügel, 2 Festverglasungen

Schema C



2 Hebe-Schiebeflügel, 2 Festverglasungen

Schema F



4 Hebe-Schiebeflügel